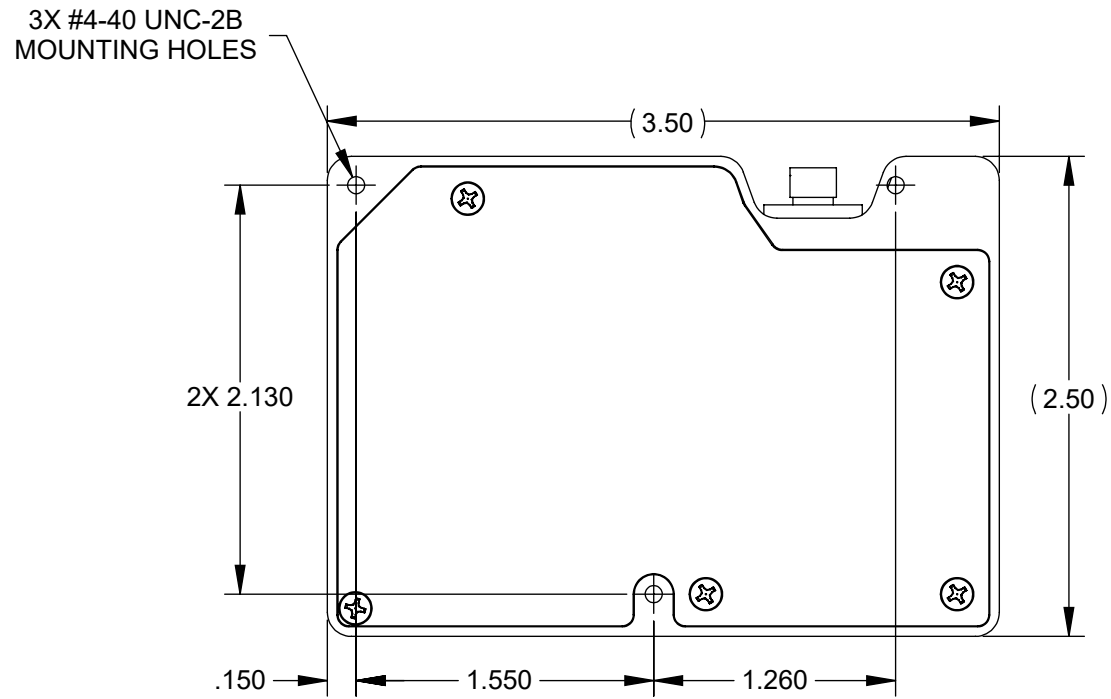
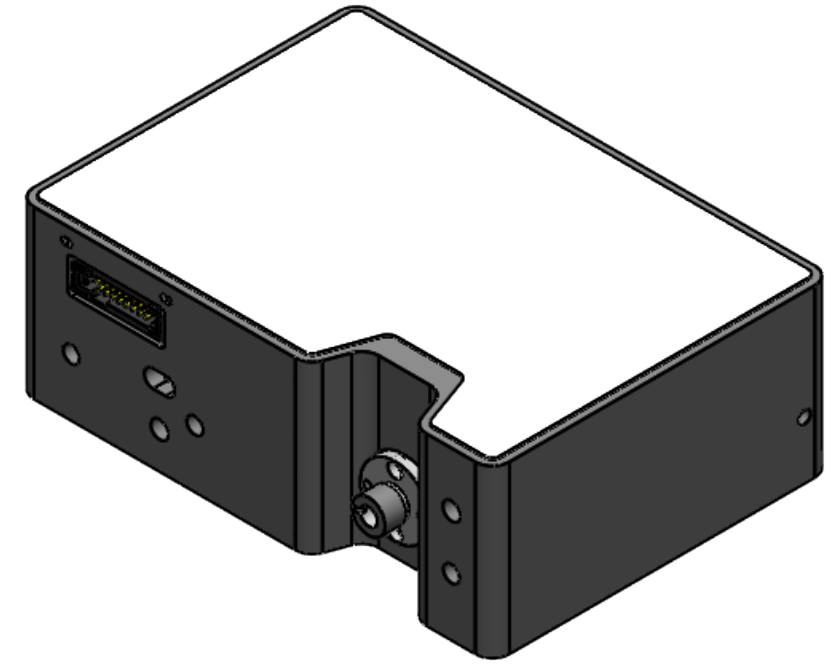
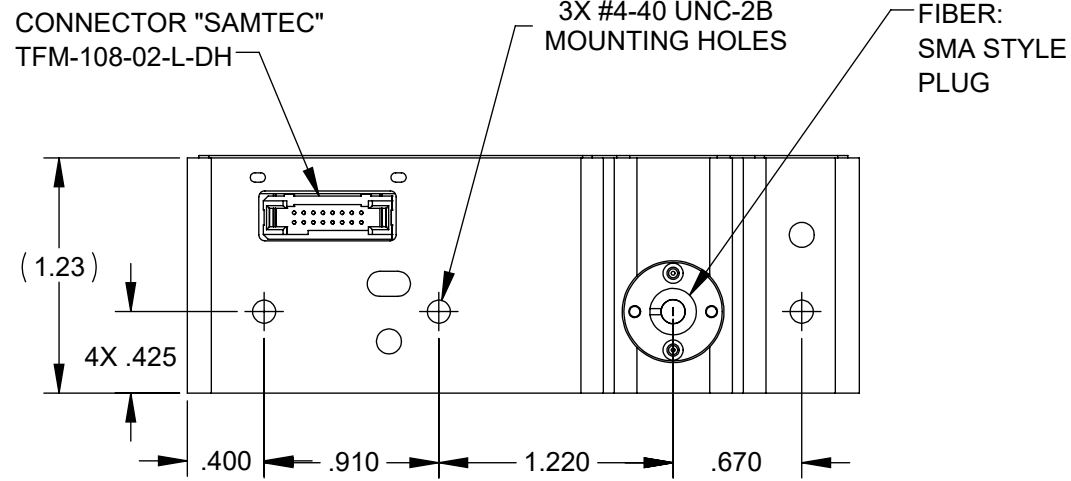
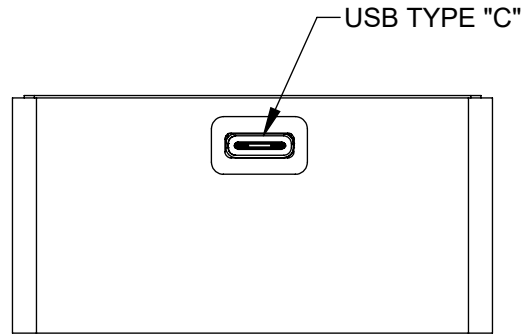


**GENERAL NOTES:
(UNLESS OTHERWISE SPECIFIED)**

1. ALL DIMENSIONS SUBJECT TO CHANGE WITHOUT NOTICE
2. FOR STEP FILE SEE: C07-00000-000_CD.STEP

| REVISION | | | | |
|----------|-----------------|-----|----------|-----------|
| REV | DESCRIPTION | ECN | DATE | BY |
| 01 | INITIAL RELEASE | - | 4/5/2022 | M.FONSECA |



3500 Quadrangle Blvd. 727 733 2447
Orlando, FL 32817 www.oceaninsight.com

PROPRIETARY AND CONFIDENTIAL

THE INFORMATION CONTAINED IN THIS
DRAWING IS THE SOLE PROPERTY OF
OCEAN INSIGHT, INC.

ANY REPRODUCTION IN PART OR AS A WHOLE
WITHOUT THE WRITTEN PERMISSION OF
OCEAN INSIGHT, INC. IS STRICTLY PROHIBITED.

DO NOT SCALE DRAWING

| | | | | | |
|---------------------------------------------------------|--------|-----------|------------|-------------------------------|--------------|
| - DIMENSIONS IN INCHES - UNLESS OTHERWISE NOTED | | DATE | NAME | TITLE: | |
| .XX | ±.01 | MODELED | 08/11/2021 | R. BROSILOW | OCEAN SR2 |
| .XXX | ±.005 | DRAWN | 08/11/2021 | R. BROSILOW | |
| .XXXX | ±.0005 | | | | |
| Angular ±0.5° | | | | | |
| THIRD ANGLE PROJECTION | | | | PART NO. C07-00000-000 | |
| INTERPRET GEOMETRIC TOLERANCING PER: ASME Y14.5-2009 | | COMMENTS: | | SIZE | REV |
| MATERIAL | | | | B | 01 |
| FINISH | | | | DWG. NO. | |
| | | | | C07-00000-000 | |
| | | | | SCALE: N/A | SHEET 1 OF 1 |